



SANTA ROSA LEAD PRODUCTS

RESIDENTIAL FLASHINGS 2# LEAD BASE, GALVANIZED CONE

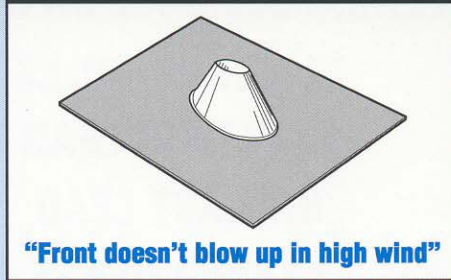
PLUMBER'S FLASHING / APPLICATION

Used on tile roof applications for its longevity, malleable base, and ability to conform to the contour of tile.

Santa Rosa Lead Products uses a narrow cone allowing the lead to sit on the roof sooner (doesn't create an umbrella effect as with large round cones). Available in 2 base sizes.

All SP items are boxed 10 ea. to prevent damage to flashings from warehouse to job site!

PLUMBER'S FLASHING

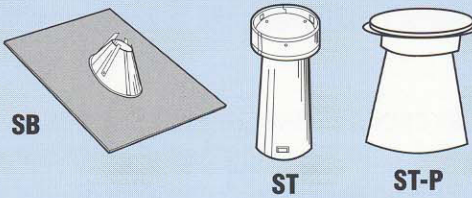


ITEM#	LEAD BASE	DESCRIPTION
SP10S	18 x 18	Standard Base 1"
SP15S	18 x 18	Standard Base 1.5"
SP20S	18 x 18	Standard Base 2"
SP30S	19 x 21	Standard Base 3"
SP40S	19 x 21	Standard Base 4"
SP10L	21 x 22	Large Base 1"
SP15L	21 x 22	Large Base 1.5"
SP20L	21 x 22	Large Base 2"
SP30L	24 x 25	Large Base 3"
SP40L	24 x 25	Large Base 4"

CODE B ASSEMBLIES, FAN JACKS, T-TOPS, CHINA CAPS, DORMER VENTS, 2# LEAD BASE, GALVANIZED CONE

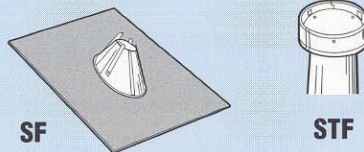
CODE B ASSEMBLIES / ITEM: SB B-VENT

Used for heated exhaust, ie: hot water heater and furnace; used with code cap (Item ST) in areas where local code requires. All SB bases are manufactured with four straps allowing most manufacturers' tops to fit.



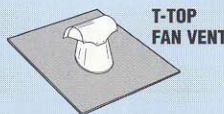
FAN JACKS / ITEM: SF FAN JACK

Used for exhausting inside air ie: bathroom fan, kitchen stove, and heated exhaust when code allows.



T-TOPS / ITEM: SVT T-TOP

Used for exhausting inside air ie: bathroom fan, kitchen stove, and heated exhaust when code allows.



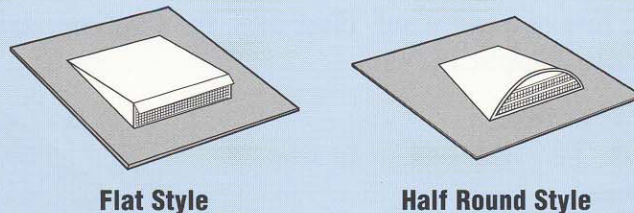
CHINA CAPS / ITEM: SVC CHINA CAP

Used for exhausting inside air ie: bathroom fan, kitchen stove, and heated exhaust when code allows.



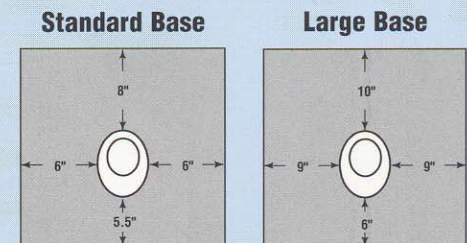
DORMER VENTS

Used for attic ventilation, readily available in flat and half-round styles. 50 sq. in. & 100 sq. in. standard. Available in galvanized, bondorized, lead front with tile hook, lead front and sides, all lead base.


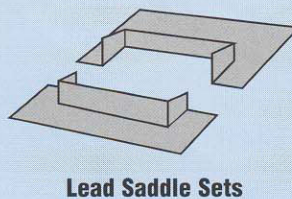
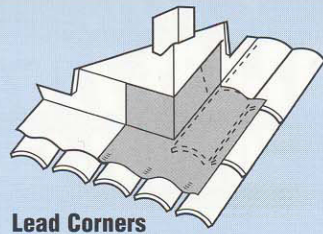
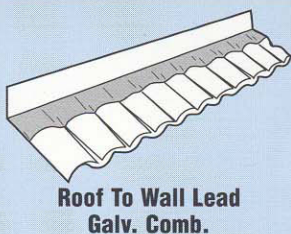


ITEM#	LEAD BASE	DESCRIPTION
S 30S	19 x 21	Std. Base 3" Vent
S 40S	19 x 21	Std. Base 4" Vent
S 50S	21 x 23	Std. Base 5" Vent
S 60S	21 x 23	Std. Base 6" Vent
S 70S	24 x 25	Std. Base 7" Vent
S 80S	24 x 25	Std. Base 8" Vent
S 40SOV		Std. Base 4" Oval V/H
S 60SOV		Std. Base 6" Oval V/H
S 30L	24 x 25	Large Base 3" Vent
S 40L	24 x 25	Large Base 4" Vent
S 50L	26 x 27	Large Base 5" Vent
S 60L	26 x 27	Large Base 6" Vent
S 70L	28 x 29	Large Base 7" Vent
S 80L	28 x 29	Large Base 8" Vent
S 40LOV		Large Base 4" Oval V/H
S 60LOV		Large Base 6" Oval V/H

SKIRT SIZE GUIDE: The dimensions shown are measured from base of cone to edge of skirt or base. (Apply to SP, SB, SVC, SVT & SF)



OTHER ACCESSORIES MANUFACTURED BY SANTA ROSA LEAD PRODUCTS



Available:
1#, 2#, 2 1/2#, 3#, 4#, 6#
Rolls up to 108" wide.
Cut to any width.