


STANDARD FLASHING

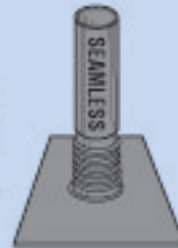
Ideal for composition and other types of roofs that do not require conformity to its shape, as with tile roofs. This flashing is adjustable & available with a counter flashing. See below.



Standard Base

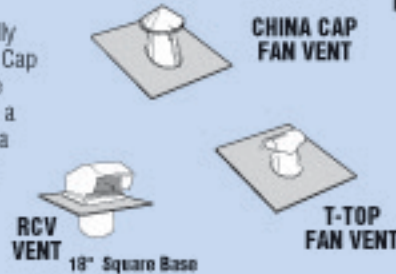
TILE FLASHING

This flashing is specifically designed for the tile roof. The base size is large, so it can easily fit over tile. Properly installed, this lead flashing will outlast any roofing system. This flashing is adjustable and available with a counter flashing. See Below.



Tile Base

These lead base flashings are typically used for venting. The T-Top & China Cap are galvanized from the base up. The flapper is constructed of plastic with a lead base and comes equipped with a positive connection. It is available in black, dark brown and gray.



ITEM#	I.D. OF LEAD		ACTUAL O.D.	
	RISER	FITS PIPE SIZE	OF PIPE	
STANDARD	SR1525S.....	2.25.....	1 1/2"	1.90"
	SR2025S.....	2.75.....	2"	2.375"
	SR2525S.....	3.25.....	2 1/2"	2.875"
	SR3025S.....	3.75.....	3"	3.50"
	SR4025S.....	4.75.....	4"	4.50"
TILE	SR1525.....	2.25.....	1 1/2"	1.90"
	SR2025.....	2.75.....	2"	2.375"
	SR2525.....	3.25.....	2 1/2"	2.875"
	SR3025.....	3.75.....	3"	3.50"
	SR4025.....	4.75.....	4"	4.50"

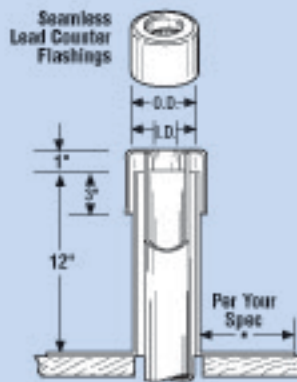
OTHER SIZES FABRICATED PER YOUR INSTRUCTIONS.

- Santa Rosa Lead Products manufactures and stocks all items above on the shelf ready for immediate shipment.
- Carefully boxed to prevent damage.
- All risers are seamless – 12" tall.
- Available on any pitch.
- Spec sheets are available on all products.

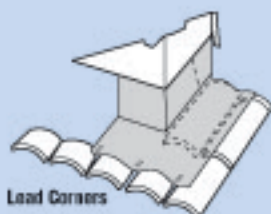
Special Installation Flashings And Accessories

SEAMLESS 4# LEAD COUNTER FLASHING

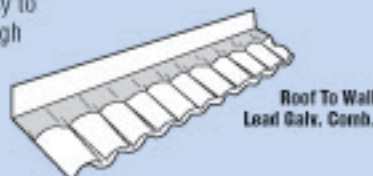
Allows for expansion & contraction of both roof and pipe (free floating). Maintains venting area and fits securely when used with SRLP flashings. Specified by consultants everywhere.



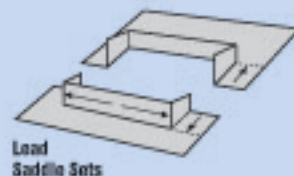
Manufactured in 10' lengths. Easy to install, allowing you to nail through galvanized steel. The lead skirt rests on the roof.



Lead Corners



Roof To Wall Lead Gable Conn.



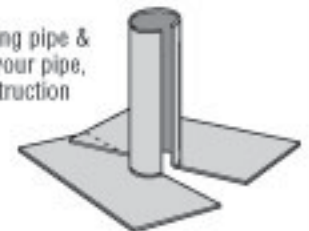
Lead Saddle Sets

WHEN YOU CAN'T DISCONNECT IT... JUST WRAP IT!

SPLIT FLASHING

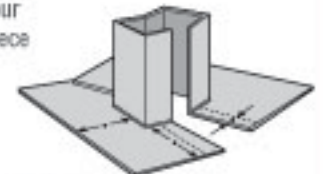
Allows for installation around existing pipe & tubing. Open it up, wrap it around your pipe, close & solder. Our one-piece construction means only one vertical seam to solder. All joints are overlapped to ease field soldering.

NO BUTT JOINTS.



SPLIT PITCH POCKET/ SCUPPER

Allows for installation around existing square tubing or multiple lines in one area. Open it up, wrap it around your work, close and solder. Our one-piece construction means only one vertical seam to solder. All joints are overlapped to ease field soldering. **NO BUTT JOINTS.**



WE STOCK THE SOLDER AND FLUX NEEDED.

PRE-CUT DRAIN PANS 4# 30 X 30 – SHEET LEAD

For roof drain applications. Other sizes in stock.

Sheet Lead



ROLLED SHEET LEAD

Available: 1#, 2#, 2 1/2#, 4#, 6#, 8#
 Rolls up to 96" wide.
 We will cut to any size.

