



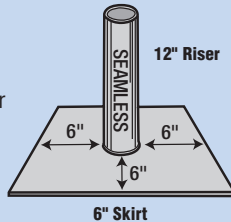
SANTA ROSA LEAD PRODUCTS

4# All Lead Flashings

Any size base, riser or pitch; Any weight of lead — per your order.

STANDARD BASE

Used primarily on flat roof hot mop applications, maintaining a 6" skirt around the riser. Most specs call for a 4" to 6" skirt, making it the most cost effective flashing for the application.

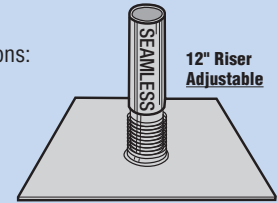


ITEM # AS SHOWN.

ADJUSTABLE

Typically used on residential applications: it meets the minimum base size in most areas (check your local codes). Adjustable riser allows for pitch.

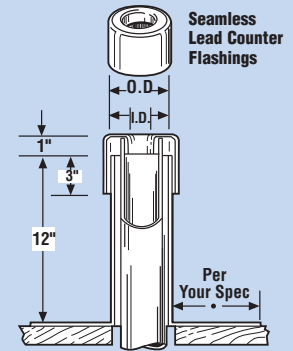
ADD "A" TO ITEM # WHEN ORDERING.



ITEM#	FITS PIPE SIZE	I.D. OF LEAD RISER	ACTUAL O.D. OF PIPE
SC054EMT	1/2" EMT	3/4"	0.625"
SC054	1/2"	1"	0.840"
SC0754	3/4"	1 1/4"	1.05"
SC104	1"	1 1/2"	1.315"
SC1254	1 1/4"	1 3/4"	1.660"
SC2.0	N/A	2"	N/A
SC154	1 1/2"	2 1/4"	1.90"
SC2.5	N/A	2 1/2"	N/A
SC204	2"	2 3/4"	2.375"
SC3.0	N/A	3"	N/A
SC254	2 1/2"	3 1/4"	2.87"
SC304	3"	3 3/4"	3.50"
SC4.0	N/A	4"	N/A
SC404	4"	4 3/4"	4.50"
SC5.0	N/A	5"	N/A
SC504	5"	5 7/8"	5.563"
SC604	6"	6 7/8"	6.625"
SC804	8"	8 7/8"	8.625"

SEAMLESS 4# LEAD COUNTER FLASHING

Allows for expansion & contraction of both roof and pipe (free floating). Maintains venting area, fits securely when used with SRLP flashings. Specified by consultants everywhere.



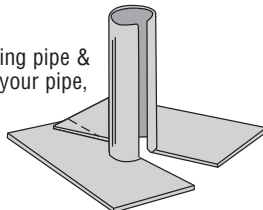
- Santa Rosa Lead Products manufactures and stocks all items above on the shelf ready for immediate shipment.
- All risers are seamless – 12" tall.
- Available on any pitch.
- Spec sheets are available on all products.

ADJUSTABLE FLASHINGS OFFERED PALLETIZED AT A SAVINGS

SPECIAL INSTALLATION FLASHINGS AND ACCESSORIES WHEN YOU CAN'T DISCONNECT IT... JUST WRAP IT!

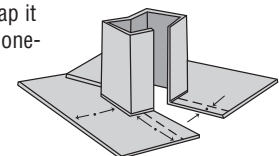
SPLIT FLASHING

Allows for installation around existing pipe & tubing. Open it up, wrap it around your pipe, close & solder. Our one-piece construction means only one vertical seam to solder. All joints are overlapped to ease field soldering. **NO BUTT JOINTS.**



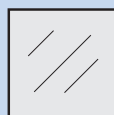
SPLIT PITCH POCKET/ SCUPPER

Allows for installation around existing square tubing or multiple lines in one area. Open it up, wrap it around your work, close and solder. Our one-piece construction means only one vertical seam to solder. All joints are overlapped to ease field soldering. **NO BUTT JOINTS.**



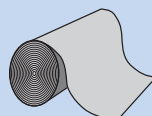
SOLDER, FLUX AND EQUIPMENT NEEDED FOR FIELD SOLDERING, IN STOCK

PRE-CUT DRAIN PANS



4# 30 x 30 – sheet lead for roof drain applications. Other sizes in stock.

ROLLED SHEET LEAD



Available: 1#, 2#, 2.5#, 3#, 4#, 6# and 8#
Rolls up to 96".
Cut to any width.